53 2017 149

—— ﻫ ﻻ ﻳ

ﺎ ﻷ ﻳ ﺗ ﻻ ﻳ ﻳ

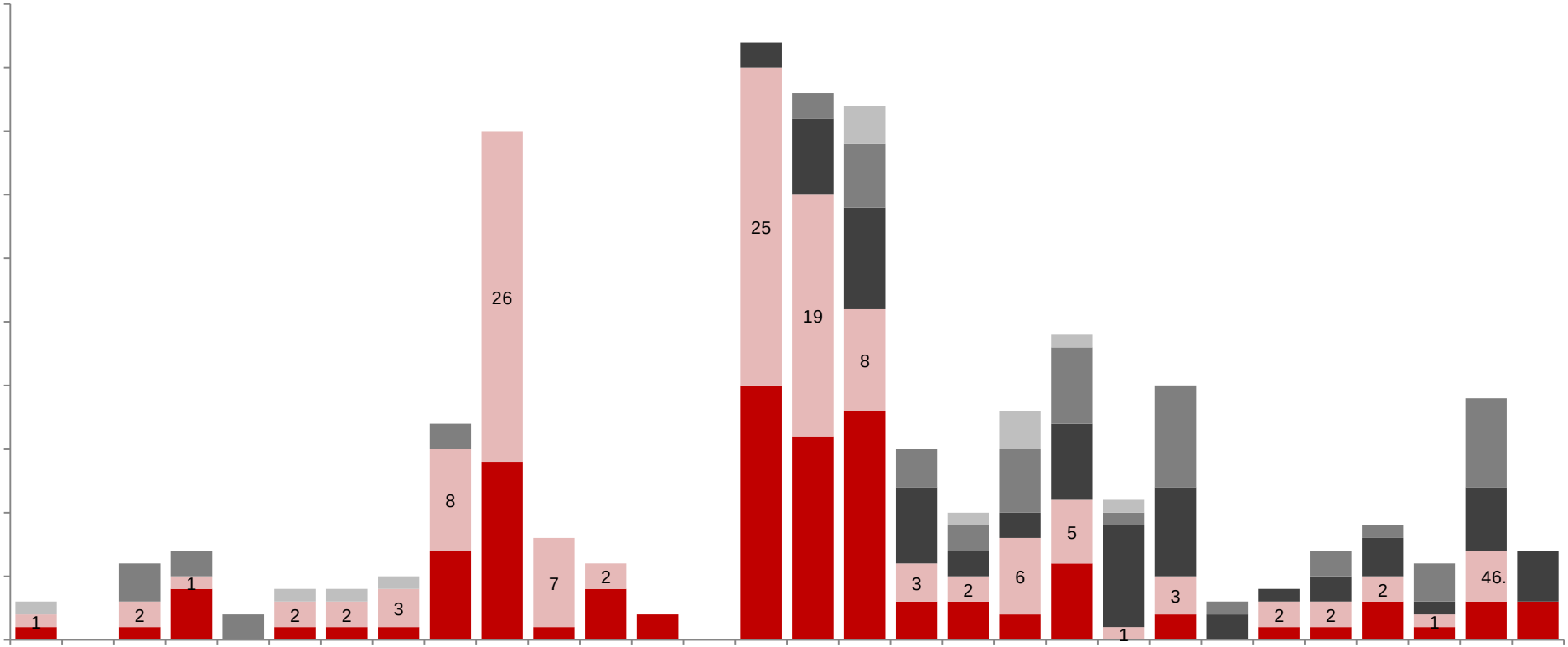
1
2
1
2
2
3
8
26
7
2
25
19
8
3
2
6
5
1
3
2
2
2
1
46.

15 10

5

10 6

300

“ ”

-- 50 30 20 10

-- 15 9000

--

	4 25 1 1.3
	6 24 7 5 0.5 , 7000
REITS	REITs
	——6
	65 70 30
PPP	PPP
	—— 5000 6 /
	—— 2018 “ ” 2018

”

12

7 12 30



2018	1-6		6.69		13.2%	7.71	6	3.3%
		5.66		14.8%	6.69		3	

	1,035	-37%	1,021	-25%
	790	-12%	1,013	1%
	717	-17%	689	-21%
	363	-11%	453	-1%

“ ” 50%

60%

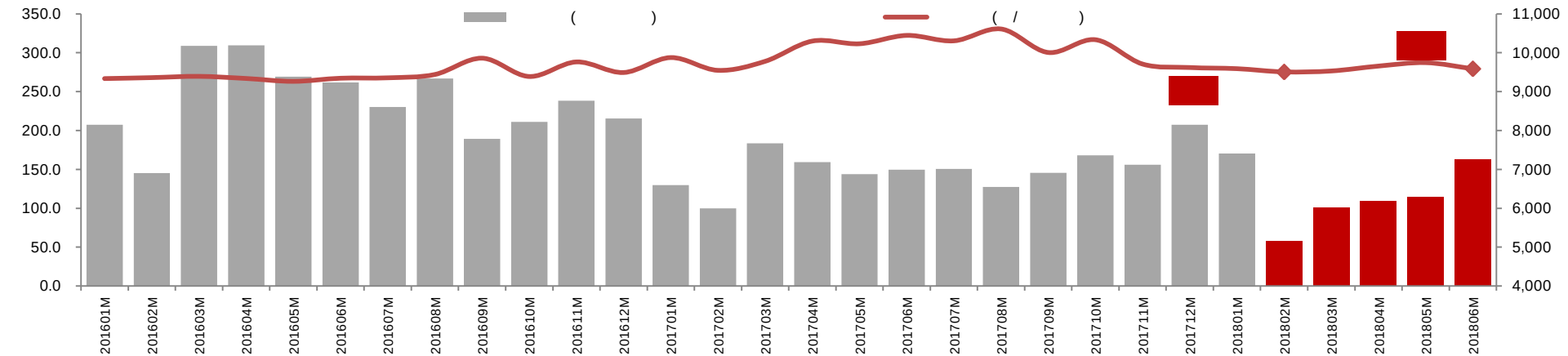

¼	x			
(90 / /)				
2018 4				
ő Ự j Ễ Ợ į				

	143	-50%	608	-48%
	1,363	-1%	1,516	28%
	683	-18%	573	-7%

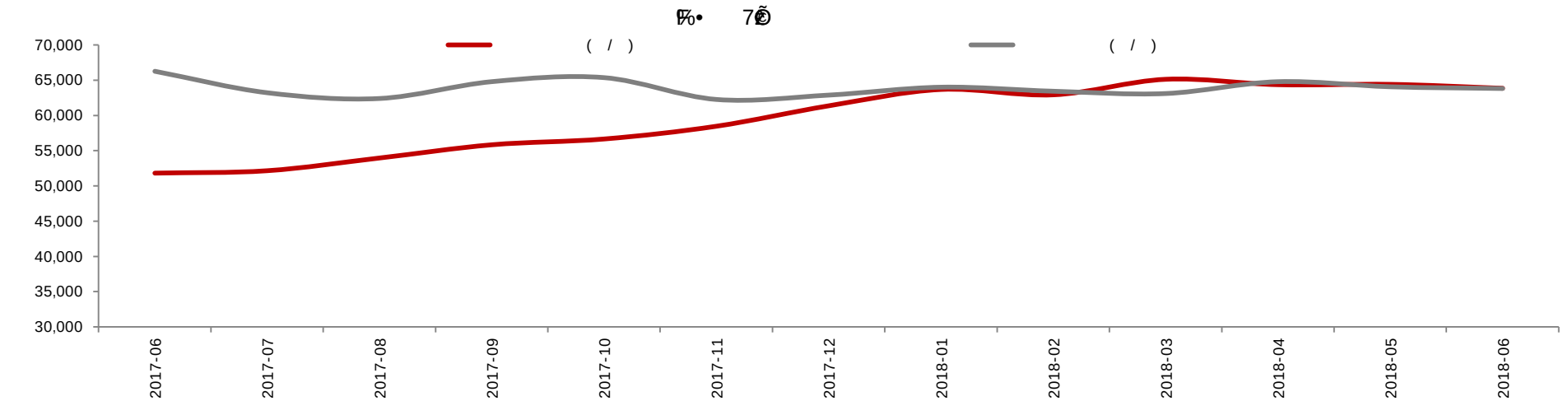

2018 6

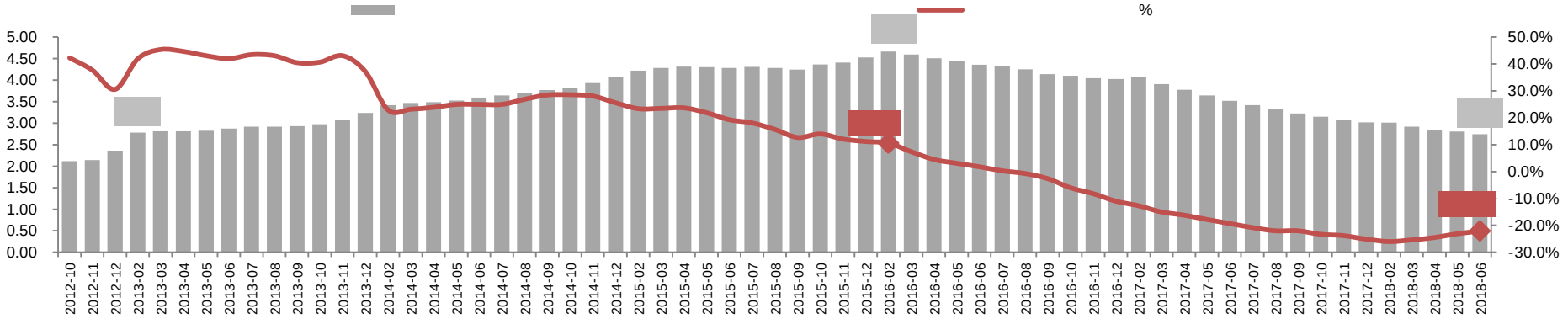
%
5.00
4.50
4.00
3.50
3.00
2.50
2.00
1.50
1.00
0.50
0.00
50.0%
40.0%
30.0%
20.0%
10.0%
0.0%
-10.0%
-20.0%
-30.0%
2012-10
2012-11
2012-12
2013-02
2013-03
2013-04
2013-05
2013-06
2013-07
2013-08
2013-09
2013-10
2013-11
2013-12
2014-02
2014-03
2014-04
2014-05
2014-06
2014-07
2014-08
2014-09
2014-10
2014-11
2014-12
2015-02
2015-03
2015-04
2015-05
2015-06
2015-07
2015-08
2015-09
2015-10
2015-11
2015-12
2016-02
2016-03
2016-04
2016-05
2016-06
2016-07
2016-08
2016-09
2016-10
2016-11
2016-12
2017-02
2017-03
2017-04
2017-05
2017-06
2017-07
2017-08
2017-09
2017-10
2017-11
2017-12
2018-02
2018-03
2018-04
2018-05
2018-06

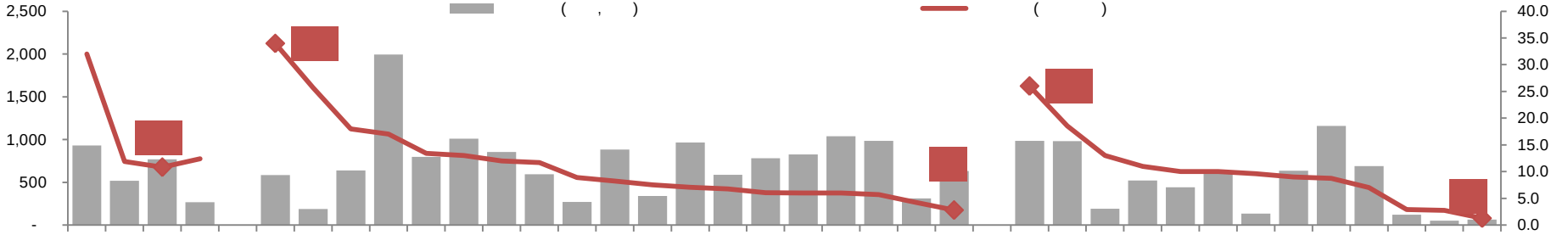
2,500
2,000
1,500
1,000
500
-
40.0
35.0
30.0
25.0
20.0
15.0
10.0
5.0
0.0

2018

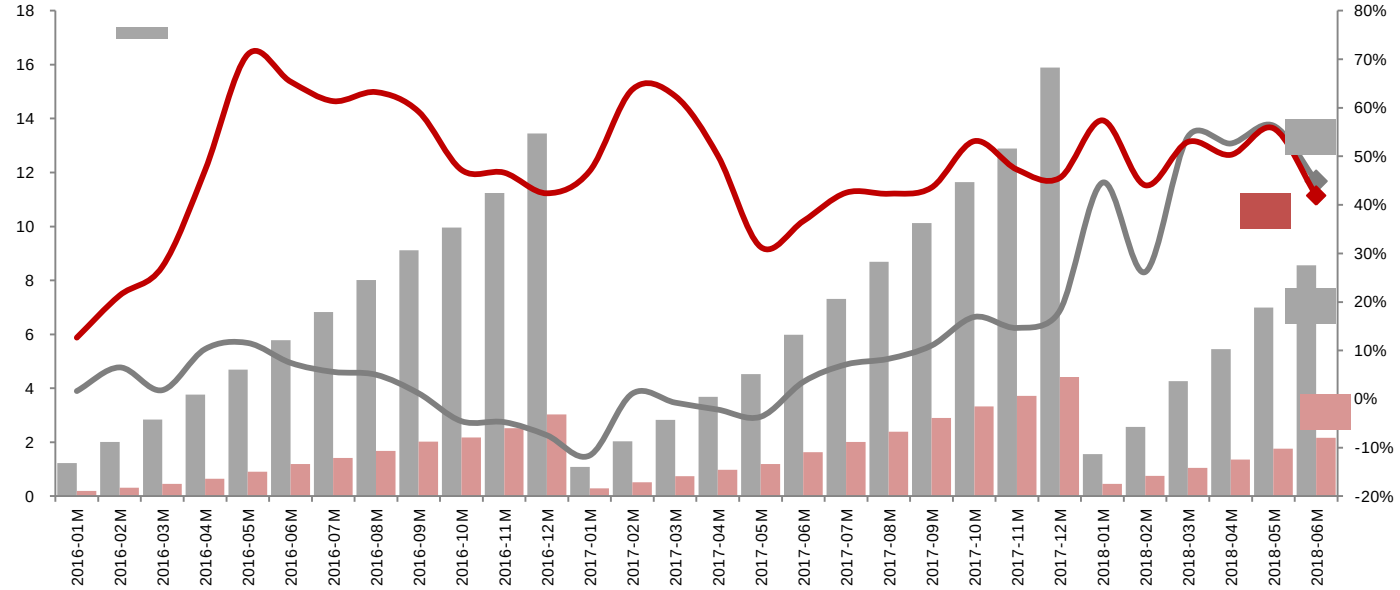
18
16
14
12
10
8
6
4
2
0
80%
70%
60%
50%
40%
30%
20%
10%
0%
-10%
-20%
2016-01M
2016-02M
2016-03M
2016-04M
2016-05M
2016-06M
2016-07M
2016-08M
2016-09M
2016-10M
2016-11M
2016-12M
2017-01M
2017-02M
2017-03M
2017-04M
2017-05M
2017-06M
2017-07M
2017-08M
2017-09M
2017-10M
2017-11M
2017-12M
2018-01M
2018-02M
2018-03M
2018-04M
2018-05M
2018-06M

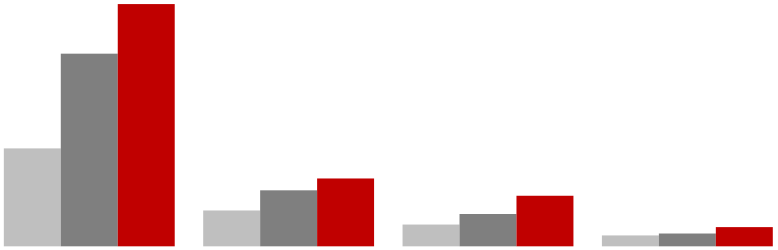

2017

“ ”

wind